



Intraday Signals from Market Microstructure

for systematic trading & execution

quantumsignals.ai

March 27, 2026



Signals

S&P 500

● Available

ES

MES

SPY

FY 2025 BENCHMARKS

SHARPE

RETURN

WIN RATE

1.382

12.71%

58.3%

Nasdaq-100

● Available

NQ

MNQ

QQQ

FY 2025 BENCHMARKS

SHARPE

RETURN

WIN RATE

2.337

23.48%

62.4%

Russell 2000

● Available

RTY

M2K

IWM

FY 2025 BENCHMARKS

SHARPE

RETURN

WIN RATE

2.423

15.24%

59.1%

Dow Jones

● Available

YM

MYM

DIA

FY 2025 BENCHMARKS

SHARPE

RETURN

WIN RATE

1.801

14.41%

57.9%



Direction to close

Price Direction: Start [Now, Now + 5 min] → End [15:55, 16:00] ET

Prediction Output:

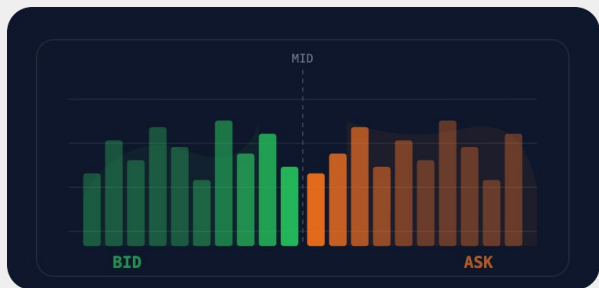
UP

STABLE

DOWN

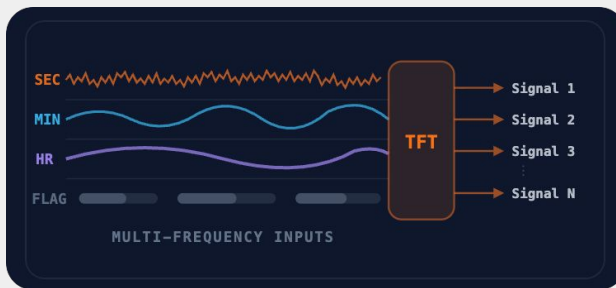


Finance-native AI



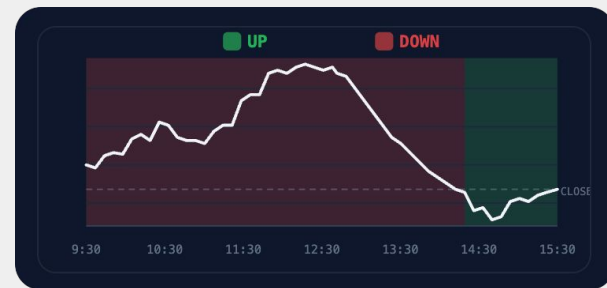
Level II Limit Order Book

Bid/ask depth, order flow imbalance, microstructure signals at tick resolution.



Temporal Fusion Transformer

Attention-based architecture handling non-stationarity, regime changes, and edge fade.



Intraday Direction Signal

Up / Stable / Down prediction per minute, delivered live via SSE.



Production ready API

Python Client

```
# Install the Python client
$ pip install quantumsignals

# Import and initialise
import os
from quantumsignals.client import Client

client = Client(
    api_key=os.getenv("QUANTUMSIGNALS_API_KEY")
)
```

Real-time streaming

```
# Stream signals in real time (runs indefinitely)
for signal in client.stream_signals():
    print(f"{signal.symbol}: {signal.signal}")
```

COMING SOON



Additional Market Sectors

Metals

Training

Gold

GC

MGC

GLD

Silver

SI

SIL

SLV

Energy

Q2 2026

Crude Oil

CL

MCL

Natural Gas

NG

QG

FX

Q2 2026

Euro FX

6E

M6E

Japanese Yen

6J

M6J

Interest Rates

Q2 2026

3M SOFR

SR3

10Y T-Note

ZN

5Y T-Note

ZF

Single Equities

Q3 2026

AAPL

AMZN

GOOGL

NVDA

Cumulative Equity



S&P 500 Cumulative Equity (unleveraged)



Nasdaq-100 Cumulative Equity (unleveraged)



Russell 2000 Cumulative Equity (unleveraged)



Dow Jones Cumulative Equity (unleveraged)



Review detailed benchmarks: quantumsignals.ai/benchmarks

Sharpe

**S&P 500** Sharpe Ratio**Nasdaq-100** Sharpe Ratio**Russell 2000** Sharpe Ratio**Dow Jones** Sharpe Ratio

Review detailed benchmarks: quantumsignals.ai/benchmarks



Custom Signals

SYMBOL

Any covered or custom instrument

TARGET VARIABLE

Price value, distribution, volatility, liquidity, or other dynamics

HORIZON

Custom prediction windows from minutes to hours

ENTRY CADENCE

How frequently the signal updates

NEUTRAL BAND / RISK RULES

Custom thresholds and filters

EXCLUSIVE USE

Your custom signal is not shared with other subscribers



Pricing plans: monthly

Professional

[Review the Signals Catalog →](#)

\$500 / pre-trained signal / seat

- ✓ Web App Access
- ✓ Historical predictions (all years)
- ✓ Live predictions
- ✓ Select From All Pre-Trained Signals
- ✓ API Access
- ✓ 1 month free trial

Enterprise

[Preview Custom Signals →](#)

\$5,000 / custom signal

+ **\$2** / GPU hour

- ✓ Web App Access
- ✓ Historical predictions (all years)
- ✓ Live predictions
- ✓ Select From All Pre-Trained Signals
- ✓ API Access
- ✓ 1 month free trial
- ✓ Custom Signals

Start your free trial



- ✓ 1 month free, no commitment
- ✓ 4 equity index signals live via real-time API
- ✓ Access to all historical predictions

