

www.inspiration-q.com

Quantum-inspired alpha generation

A New Approach to
Active-Passive Investing



The “impossible” made possible

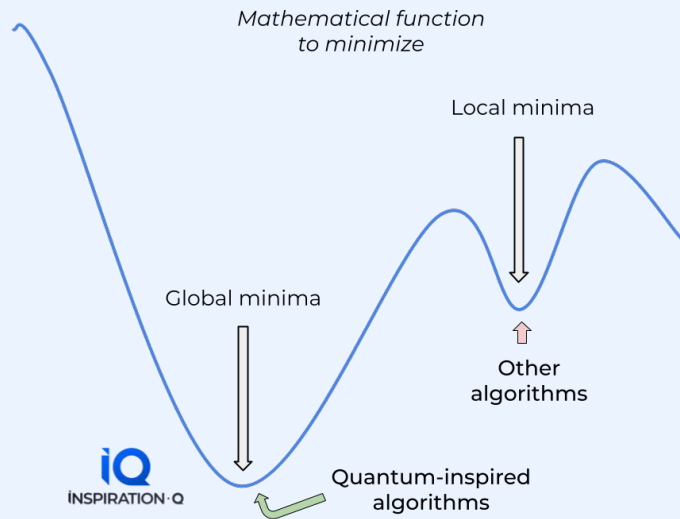
Example: Time to compute the best basket of 10 assets from an index of 130 components

iQ Index Tracking

10
seconds

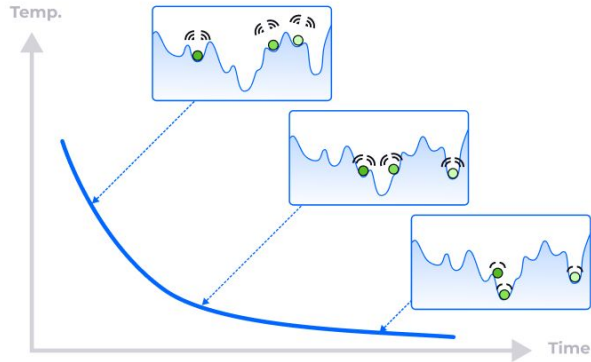
Standard Optimizer

1
year
(impractical)



Quantum-inspired algorithms: state-of-the-art optimization

Quantum-inspired annealing



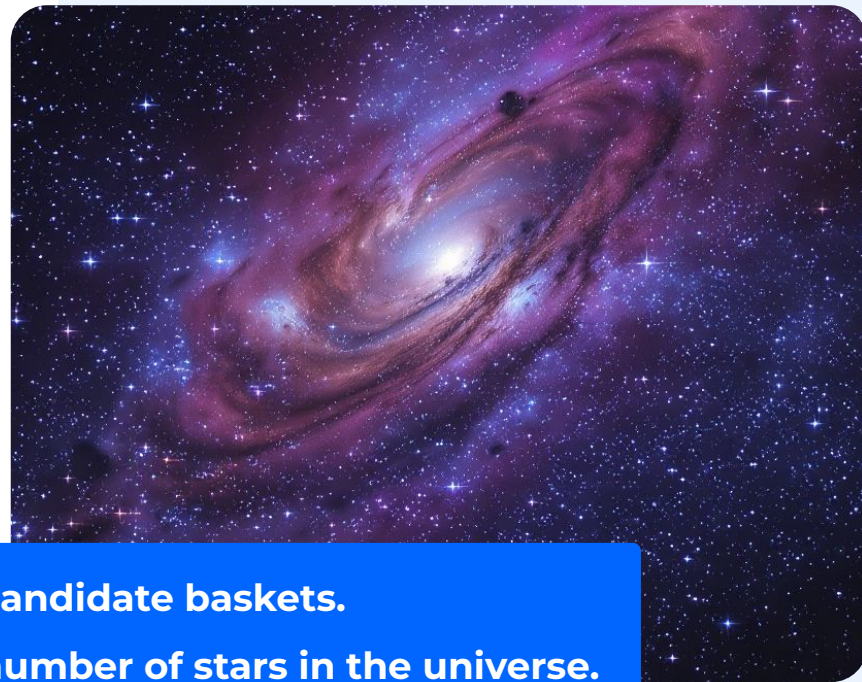
The system is cooled and “falls down” into a minimum

While other solvers get stuck in local minima, **our algorithms find global minima**, leading to better performance.



Outperforming Nasdaq 100 Total Returns with iQ Index Tracking Plus

Build 50-asset portfolios whose price returns closely track the total return of the NASDAQ 100 TR index subject to **global constraints** to achieve excess return



$\approx 1 \times 10^{29}$ candidate baskets.

10x the number of stars in the universe.




Choose your path to market alpha with iQ Index Tracking Plus



**Sentiment Analysis
Constraint**



**Dividend yield
constraint**



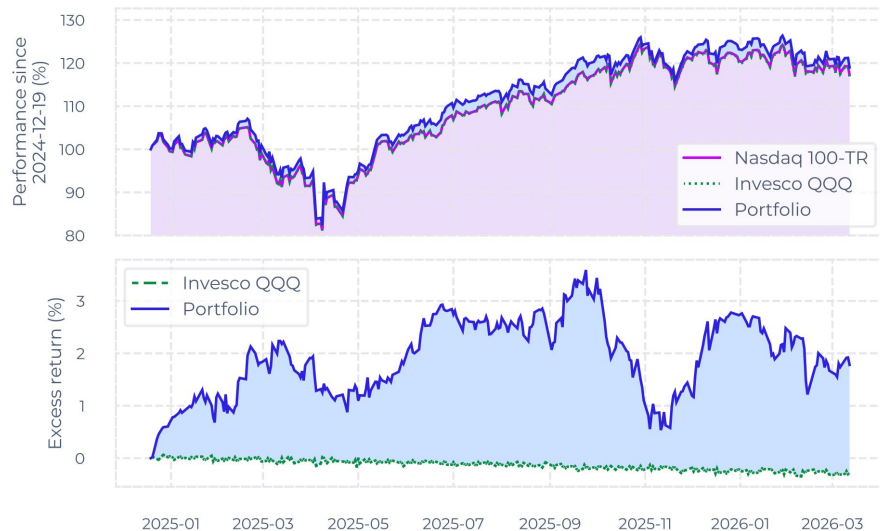
Momentum constraint



**Semivariance
optimization**

Outperforming Nasdaq 100: live portfolio results

Performance including dividends



Last updated: March 12, 2026

Mean annual returns 2013 - 2025

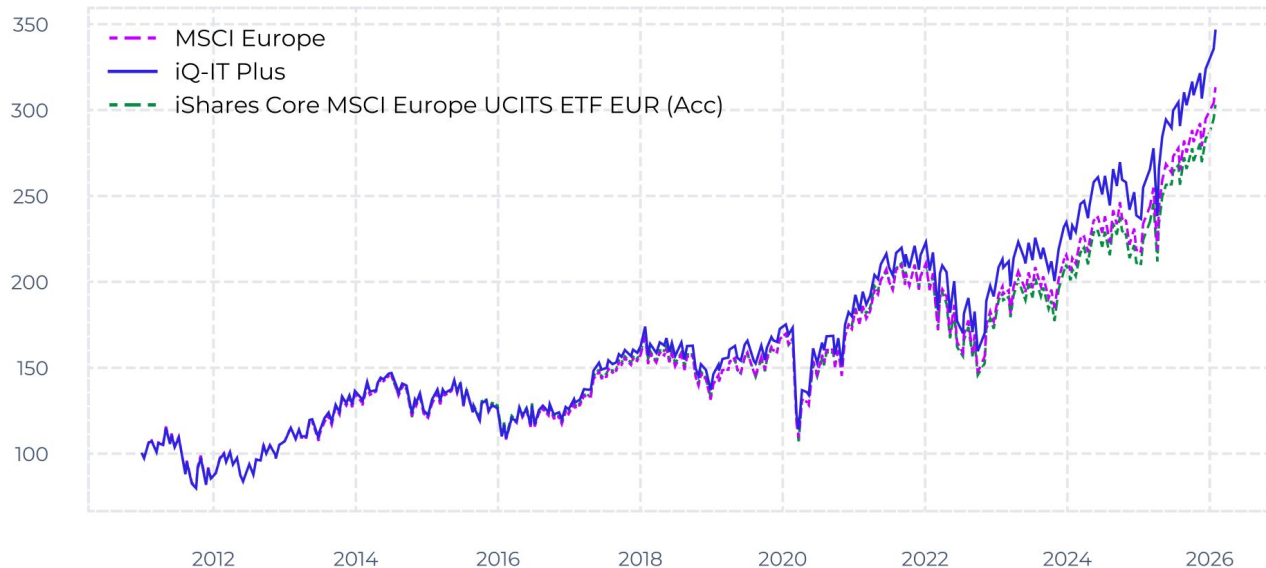
QQQ TR	16.93 %
iQ Index Tracking⁺	19.00 %
Spread over QQQ	2.07 %



QQQ is one of the most widely followed and traded ETFs in the world. It tracks the Nasdaq 100.



Outperforming MSCI Europe



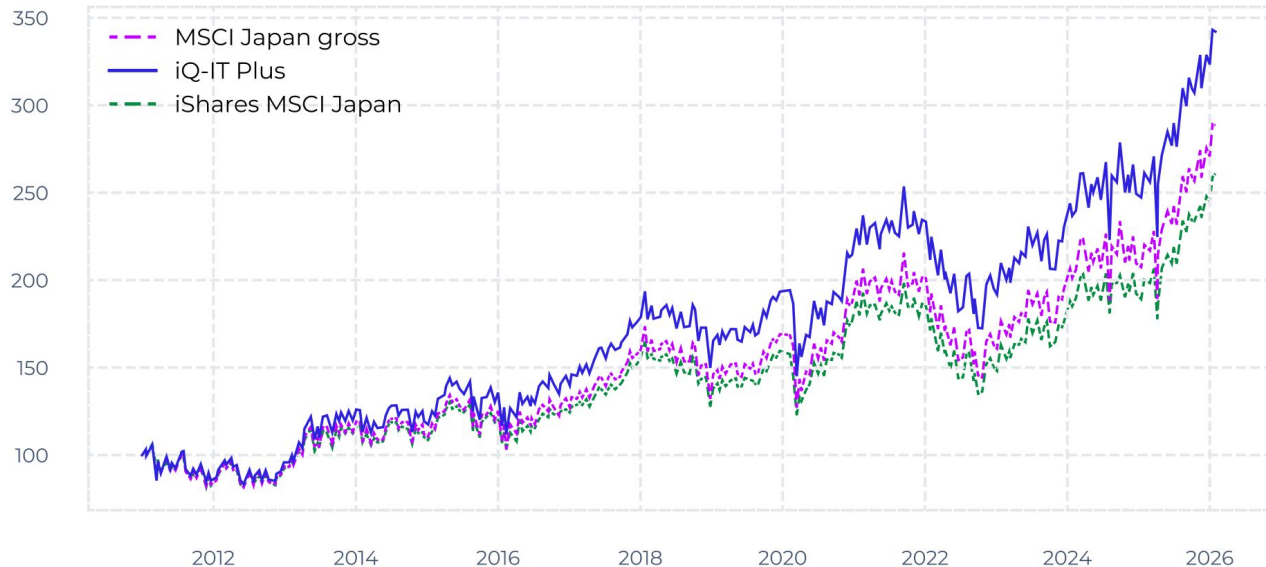
Last updated: January 1, 2026

Ann. Excess Ret. ITD
(w.r.t ETF):

1.09%



Outperforming MSCI Japan



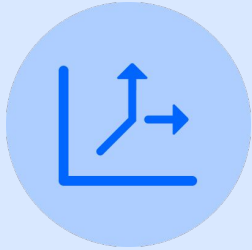
Last updated: January 1, 2026

Ann. Excess Ret. ITD
(w.r.t ETF):

1.86%



Market-neutral strategies in development



Dispersion trading, by exploiting the volatility differential between an index and a basket of its constituent stocks



Pairs trading for baskets, instead of just individual pairs



Thank you!

www.inspiration-q.com

info@inspiration-q.com